



THE UNIVERSITY OF ARIZONA

College of Medicine

Phoenix

Biomedical Imaging Core

Providing leading edge instrumentation to meet the imaging needs of researchers at the University of Arizona College of Medicine–Phoenix and around the Valley.

Services

- **Imaging Systems:**


- Multiphoton
- Confocal
- Epifluorescence

- **Capabilities**

- Fixed and Live Cell Imaging
- Deep Imaging in Tissues
- Neuron Tracing/ Reconstruction
- Z-stacks
- Tiling
- Stitching
- Slide Scanning

- **Image Analysis**


- 3D Rendering
- Deconvolution
- Colocalization
- Morphometric Analysis




Olympus FVMPE-RS
Multiphoton System



Zeiss LSM 710
Confocal



Zeiss AxioImager M2



Keyence BZ-X800E
Digital Microscope

Contact Us

Director: Kurt Gustin, PhD

Email: kgustin@email.arizona.edu

Telephone: 602-827-2155

Location: First Floor ABC1

Website: <https://phoenixmed.arizona.edu/research/resources/core-services/biomedical-imaging-core>